


ROYO MACHINERY

e-mail: sales@royomachinery.com - web: www.royomachinery.com

WhatsApp: +1 (786) 402-8152, WeChat: RRD1970

Box Folder Gluer Royo Machinery RSF 1100-SL Standard

SMARTFOLD High-speed intelligent folder gluer
650 / 800 / 1100



Intelligent modular design, flexible & diverse,
can run complexed boxes in one pass.

▲ Optional: Electronic gluing system

PC: Suitable for straight-line, crash-lock bottom & double wall boxes.
SL: Suitable for straight-line, crash-lock bottom, double wall & 4-corner boxes.

Intelligent modular design, flexible & diverse,
can run complexed boxes in one pass.


▲ Optional: Pump & Fan system


Box types	650	800	1100
Straight line box	A: 138-450 mm B: 100-320 mm E: 88-320 mm	A: 138-780 mm B: 100-800 mm E: 88-380 mm	A: 138-1080 mm B: 100-800 mm E: 88-530 mm
Crash lock bottom box	A: 148-450 mm B: 110-320 mm E: 88-320 mm	A: 148-780 mm B: 110-800 mm E: 88-380 mm	A: 148-1080 mm B: 110-800 mm E: 88-530 mm
Double wall box	A: 200-450 mm B: 100-320 mm D: 30-100 mm E: 88-450 mm	A: 200-800 mm B: 140-800 mm D: 30-100 mm E: 88-450 mm	A: 200-1100 mm B: 140-800 mm D: 30-100 mm E: 88-530 mm
4-corner box	A: 140-750 mm B: 140-800 mm H: 25-120 mm	A: 140-1020 mm B: 140-800 mm H: 25-120 mm	A: 140-1020 mm B: 140-800 mm H: 25-120 mm
4-corner box with lid	A: 250-720 mm B: 140-800 mm H: 25-120 mm	A: 250-1020 mm B: 140-800 mm H: 25-120 mm	A: 250-1020 mm B: 140-800 mm H: 25-120 mm
6-corner box	A: 250-720 mm B: 140-800 mm H: 25-120 mm	A: 250-1020 mm B: 140-800 mm H: 25-120 mm	A: 250-1020 mm B: 140-800 mm H: 25-120 mm

Specification

SMARTFOLD	650	800	1100
Material	200-800 gsm	200-800 gsm	200-800 gsm
Corrugated type	N, E, F	N, E, F	N, E, F
Speed	400 m/min	400 m/min	400 m/min
Glue type	Water-based	Water-based	Water-based
Blank width	126-650 mm	126-800 mm	126-1100 mm
Headlines	PC, SL	PC, SL	PC, SL
Length	13.7 m	15.92 m / 15.92 m	15.92 m / 15.92 m
Width	1.20 m	1.65 m / 1.66 m	1.85 m / 1.86 m
Height	1.3 m	1.4 m / 1.4 m	1.4 m / 1.4 m
Weight	8.5 Ton	7.2 Ton / 7.5 Ton	7.8 Ton / 8 Ton
Power supply	17 kW	22 kW / 28 kW	22 kW / 28 kW
Air compressor capacity	10 m³/min	10 m³/min / 10 m³/min	10 m³/min / 10 m³/min

▲ Optional: Double side tape applicator





Box Folder Gluer 2020 Royo Machinery RSF 1100-SL Standard, Features: Automatic belt tension on trombone, Adjustable electronic pile vibrator, Accessories for B-type lock bottom, 4 and 6 corner boxes capable (optional), Upper and lower drive for length adjustment on the trombone, Two upper and two lower carriers, Two lower glue tanks (left & right), Two adjustable front feed knives, Weight 7.6t, Side register section allows perfect blank alignment, Fully adjustable lateral feed gates, Folding hooks & helixes to fold front flaps, First and Third crease openers, Carton thickness: 180-800 gsm, Delivery pneumatically adjusted, Crash lock bottom, Continuous friction feeder with variable speed, Corrugated flute type: N F E, Double wall (optional), Straight Line, Third crease line pre-folder up to 135 degrees, Motorized 4 and 6 corner device (optional), Left hand glue flap pre-folder up to 180 degrees, Total Power: 15kw, Speed: 0-400m/min, Min. Box size: 126 x 60mm Side Gluing, Min. Box size: 146 x 80mm Lock Bottom, Max. Box size: 1100 x 800mm Lock Bottom, Dimensions: 15200 x 1700 x 1900 mm, Max. Box size: 1100 x 800mm Side Gluing, Specifications are subject to change without notice.